



久 菘 科 技 股 份 有 限 公 司
EVERTIME COMMUNICATIONS CO., LTD.

NO. 23-2, HUNGMAU, HSIN-FENG VILLAGE, SHING-FENG SHIANG, HSIN-CHU, TAIWAN, R.O.C.

TEL:+886-3-5687918

FAX:+886-3-5686953

E-mail:service@ep.com.tw

<http://www.ep.com.tw>

承 認 書

SPECIFICATION FOR APPROVAL

Customer :

Product Description: **802.11b Omni Directional Antenna**

Part Number: **1GP-2615**

Date: **2009-01-06**

Customer Evaluation:

PASS

NG

Approved Date:

Evertime Communication Approved By : _____ Date:

Evertime Communication Prepared By : _____ Date:

Omni Directional Antenna

for 2.5~2.7GHz

Version 1

1GP-2615

Electrical Specification:

Frequency	2.5~2.7GHz
Part Number	1GP-2615
Polarization	Linear
V.S.W.R.	1 : 1.3 Max
Impedance	50 OHMS $\pm 5\Omega$
Gain	15 dBi
Power handling	20W Max
Front to back ratio	N/A
HPBW / horizontal	360°
HPBW / vertical	10°

MECHANICAL SPECIFICATION

Connector Type	N Type Female
Length	Ø51 x 1600 mm
Weight	1050g
Radome color	white
Radome material	glass fiber

Omni Directional Antenna

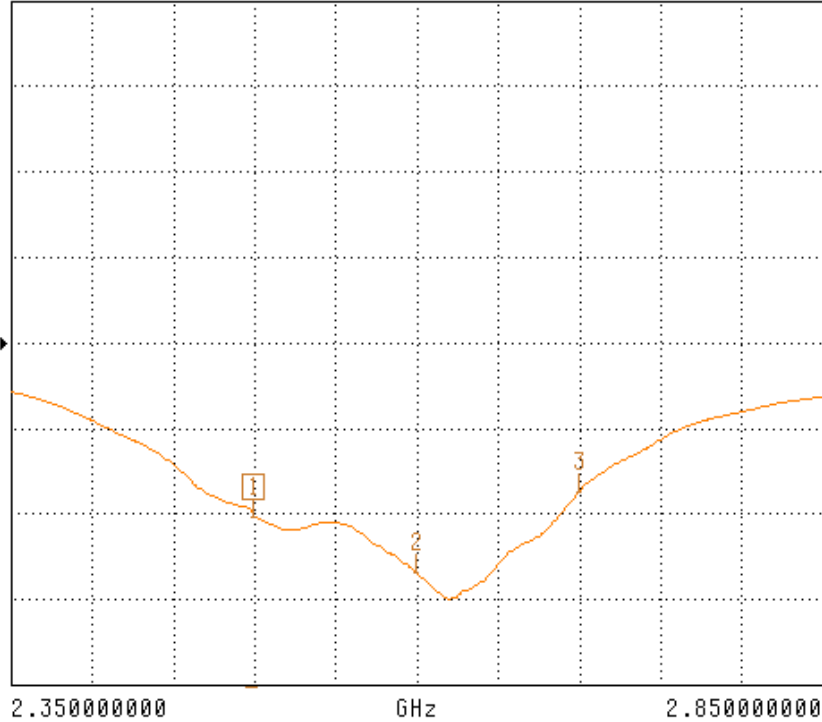
for 2.5~2.7GHz

Version 1

1GP-2615

S11 FORWARD REFLECTION

LOG MAGNITUDE REF=0.000 dB 10.000 dB/DIV



CH 1 - S11
REFERENCE PLANE
0.0000 mm

MARKER 1
2.500000000 GHz
-20.503 dB

MARKER TO MAX
MARKER TO MIN

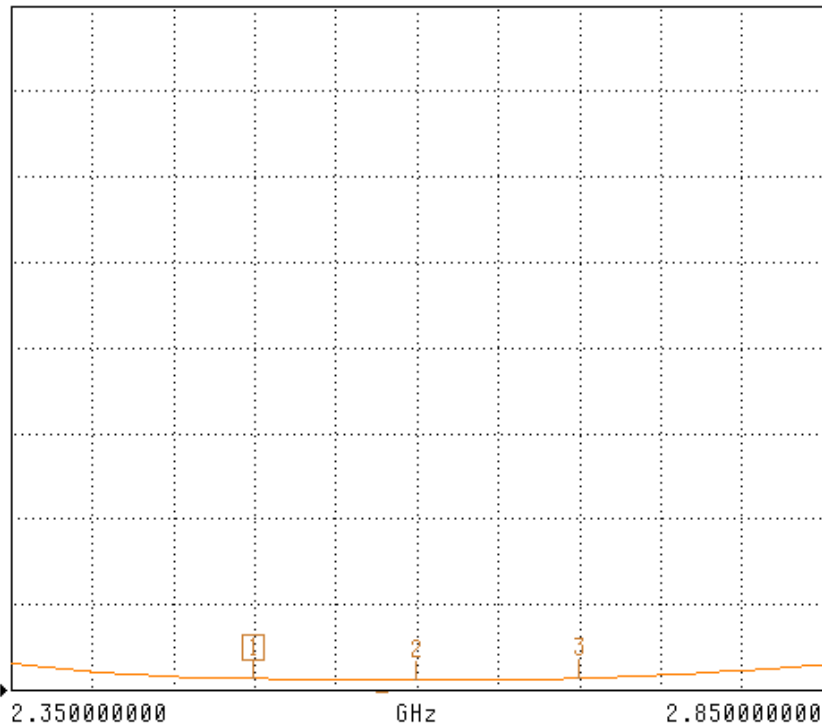
2 2.600000000 GHz
-26.901 dB

3 2.700000000 GHz
-17.512 dB

MARKER READOUT
FUNCTIONS

S11 FORWARD REFLECTION

SWR REF=0.000 pU 10.000 U/DIV



CH 1 - S11
REFERENCE PLANE
0.0000 mm

MARKER 1
2.500000000 GHz
1.287 U

MARKER TO MAX
MARKER TO MIN

2 2.600000000 GHz
1.087 U

3 2.700000000 GHz
1.297 U

MARKER READOUT
FUNCTIONS

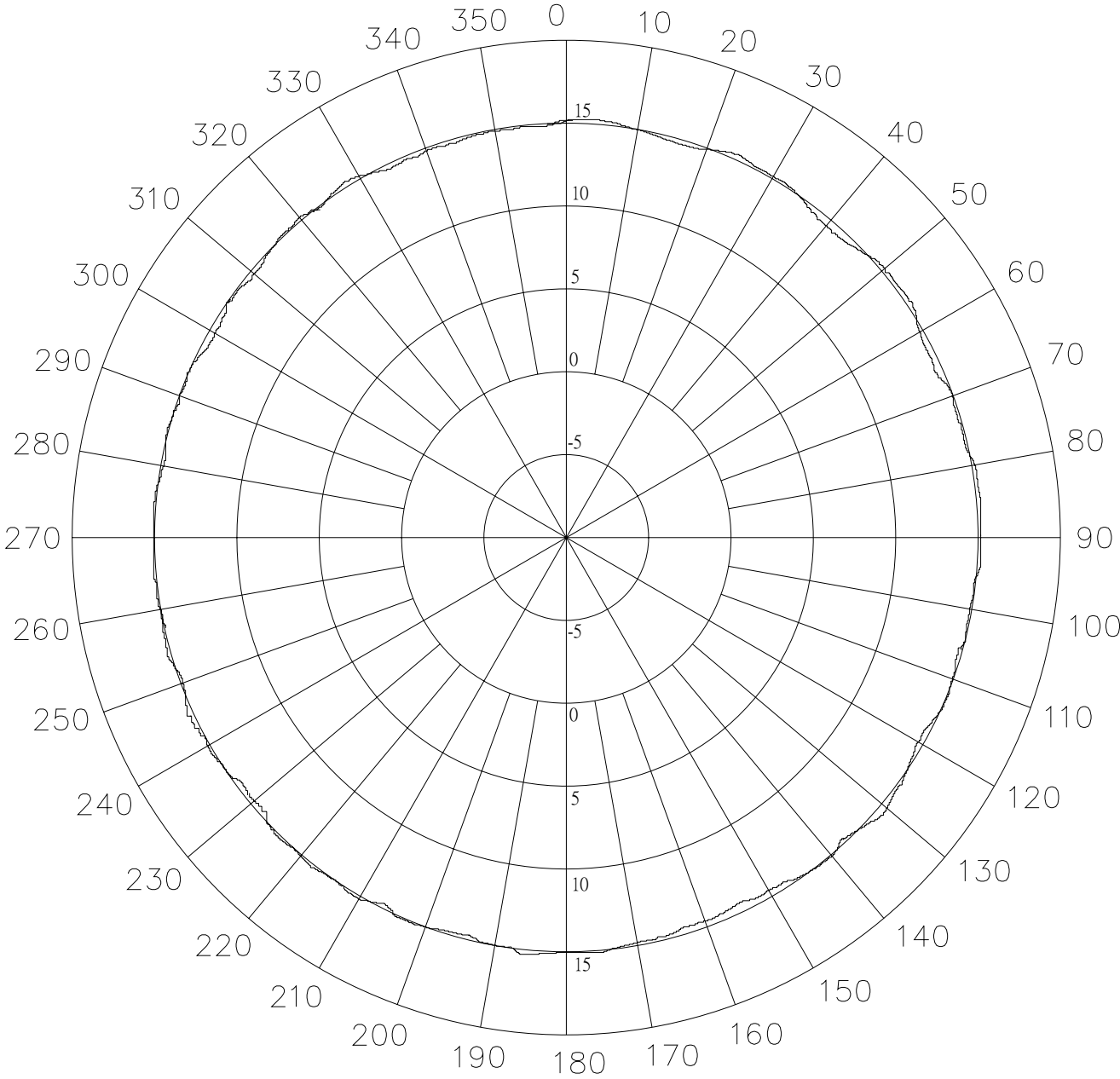
Omni Directional Antenna

for 2.5~2.7GHz

Version 1

1GP-2615

H-PLANE FIELD PATTERNS



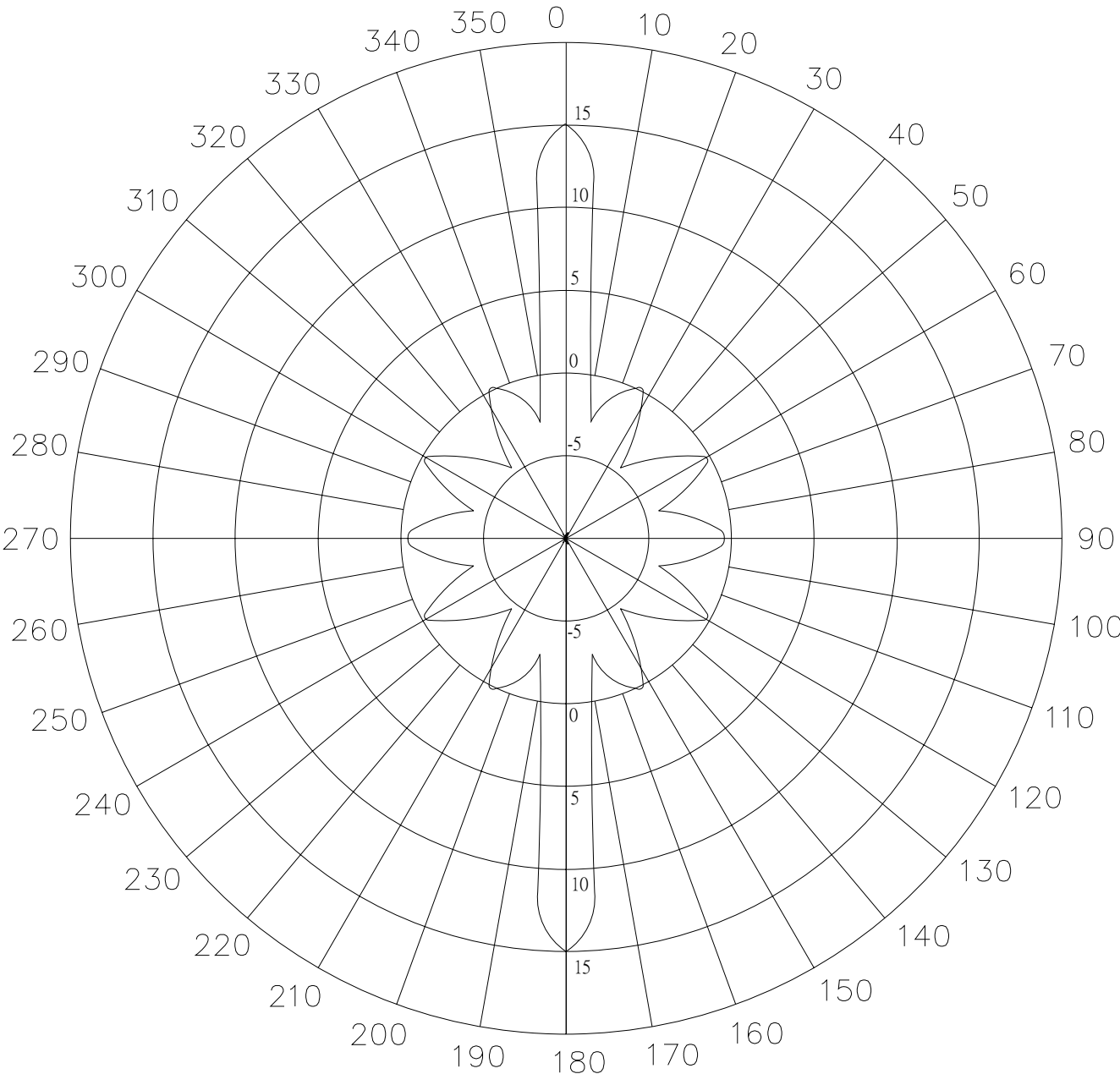
Omni Directional Antenna

for 2.5~2.7GHz

Version 1

1GP-2615

E-PLANE FIELD PATTERNS



Omni Directional Antenna

for 2.5~2.7GHz

Version 1

1GP-2615

